

KeepMusic YouTube Music Converter for Mac

User Manual

Overview

- [Introduction](#)
- [Key Features](#)
- [System Requirements](#)

Purchase & Registration

- [Purchase KeepMusic YouTube Music Converter for Mac](#)
- [Register KeepMusic YouTube Music Converter for Mac](#)

Installation & Interface

- [Installation](#)
- [Main Interface](#)
- [Menu](#)

Tutorials

- [Customize Output Settings](#)
- [Select Music Files to Convert](#)
- [Convert YouTube Music](#)
- [Find Converted YouTube Music](#)

Technical Supports

- [Support](#)
- [Contact](#)

Overview

- [Introduction](#)
- [Key Features](#)
- [System Requirements](#)

Introduction

[KeepMusic YouTube Music Converter for Mac](#) is devoted to converting music and playlists from YouTube Music platform. It helps YouTube Free and Premium users to convert YouTube songs into common formats, including MP3, AAC, WAV, FLAC, AIFF, or ALAC and save YouTube Music videos as MP4 files. Converted YouTube Music will be open source, gaining a wider compatibility with multiple internet-free devices. Sound quality will be kept as the original, with no quality loss at all. Principle ID3 tags like Title, Artist, Artwork will also be preserved.

Key Features

- Available for both YouTube Free and Premium users.
- Free download YouTube Music to computer and keep forever.
- Save YouTube Music Videos as MP4 files.
- 10X faster conversion.
- Export YouTube Music to MP3, AAC, WAV, FLAC, AIFF, or ALAC format.
- Keep original quality and retain key ID3 tags;
- No need to install the YouTube Music app;

System Requirements

- macOS 10.11 - macOS 12.
- 1GHz processor or above.
- Monitor with 1024 x 768 pixels or higher resolution.
- 256MB or higher of RAM.

Purchase & Registration

- [Purchase KeepMusic YouTube Music Converter](#)
- [Register KeepMusic YouTube Music Converter](#)

Purchase KeepMusic YouTube Music Converter for Mac

Tip: To buy a license key for KeepMusic YouTube Music Converter for Mac, click [here](#).

1. Why should I buy KeepMusicYouTube Music Converter for Mac?

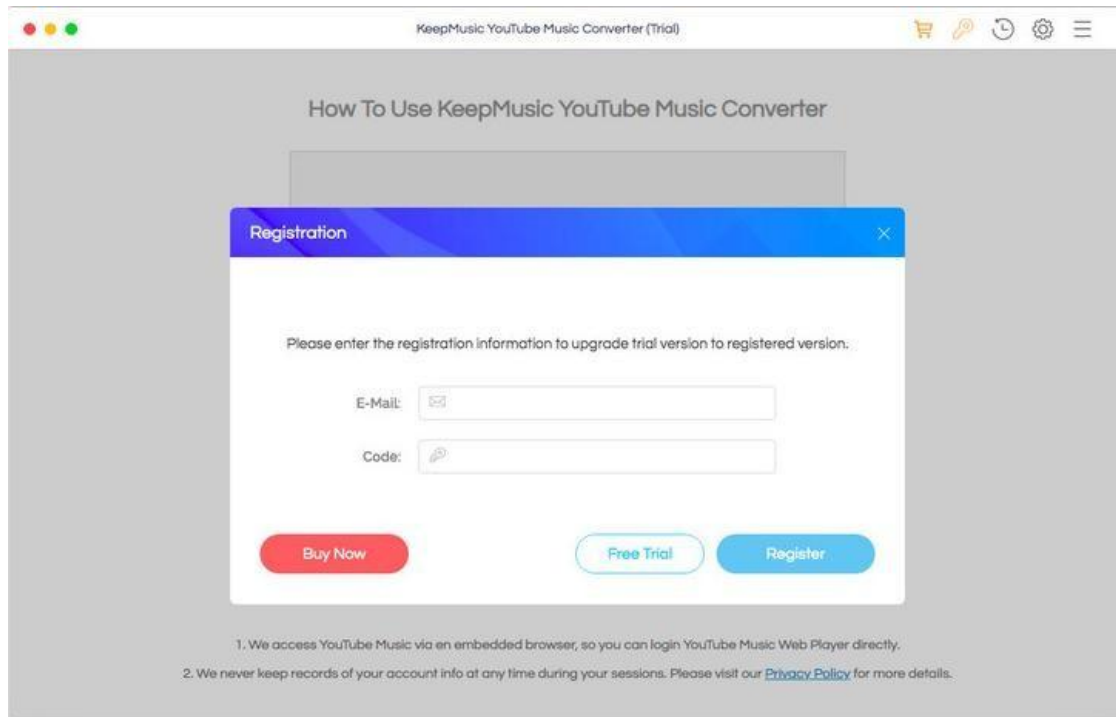
Free trial for KeepMusic Music Converter for Mac is to convert the first 3 minutes for each audio and 3 music files at a time. Buy and subscribe to KeepMusic YouTube Music Converter to win all the features. After you purchase this product, you will receive your Registration Email and Registration key to unlock the full version.

2. If you have registered for KeepMusic YouTube Music Converter, you can:

- Unlock permanent access to all features on KeepMusic YouTube Music Converter.
- Priority to after-sale services and technical support at any time.

Register Mac Version of KeepMusic YouTube Music Converter

Step 1: Click the “Menu” button in the up right corner, and find the “Register” option in the drop-down list. After clicking this option, the following registration interface will pop up.



Step 2: Then copy and paste the registration Email and Code into the registration popup window.

Step 3: Once the registration process is complete, the dialog box “You have successfully registered the program. Thank you for your support!” will pop up, and it will also show you when your license will expire.

Note:

- Please note that the registration information is case-sensitive. And please do not add a blank at the beginning or at the end of the word. We suggest you copy & paste the Registration information directly into the pop-up dialog.
- Make sure both Registration Email and Registration key are provided by our company after purchasing. If you have not paid, please click **Buy Now** to finish the payment and get the license.
- The key will be sent to you once you purchased KeepMusic. If you do not receive the license key after a few minutes, please check your Spam E-mail folder or contact our support team for help.
- **In the case of subscription renewal**, then complete the registration by these steps: Go to 'Register' > Click '**Change Account**'> Enter the E-mail and the new 'Code' you have received on the renewal date. > Tap 'Confirm' and 'OK'.
- License does not share between Windows and Mac.

Installation & Interface

- [Installation](#)
- [Main Interface](#)
- [Menu](#)

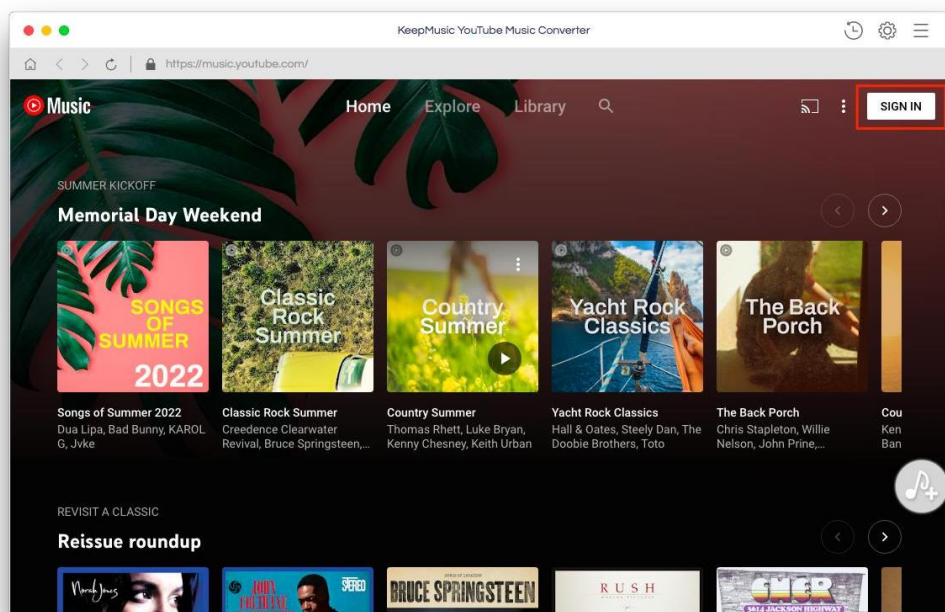
Installation

To install this product, please refer to the following steps:


1. Download the latest version of KeepMusic YouTube Music Converter through [Download Center](#).
2. Double click the “youtube-music-converter.dmg” file to accomplish a "single-click install".
3. After installing, double-click the KeepMusic YouTube Music Converter icon to launch the program.

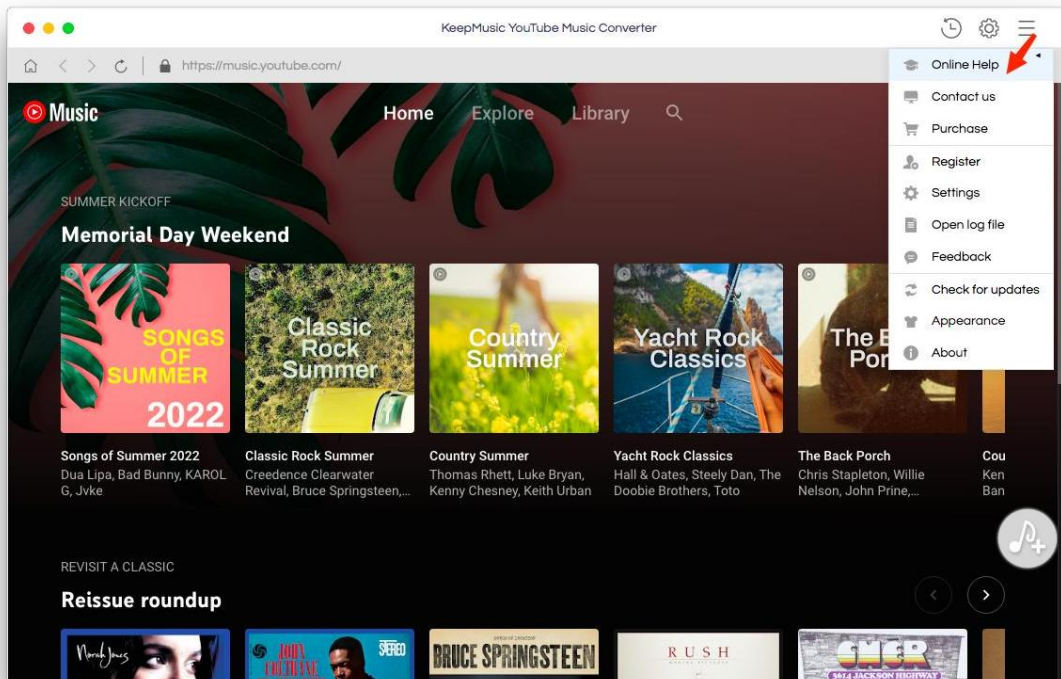
Main Interface

Launch the KeepMusic YouTube Music Converter for Mac and the start-up page of the program is like this. And you should sign in with your YouTube Music account here.



Menu


After clicking the **Menu** button  on the upper right corner of the interface, you'll see the drop-down list as the following picture. Here you can choose the language you want to use, check for update when a new version is available, change the appearance from light mode into dark mode if needed and so on.



Tutorials

- [Customize Output Settings](#)
- [Select Music Files to Convert](#)
- [Convert YouTube Music](#)
- [Find Converted YouTube Music](#)

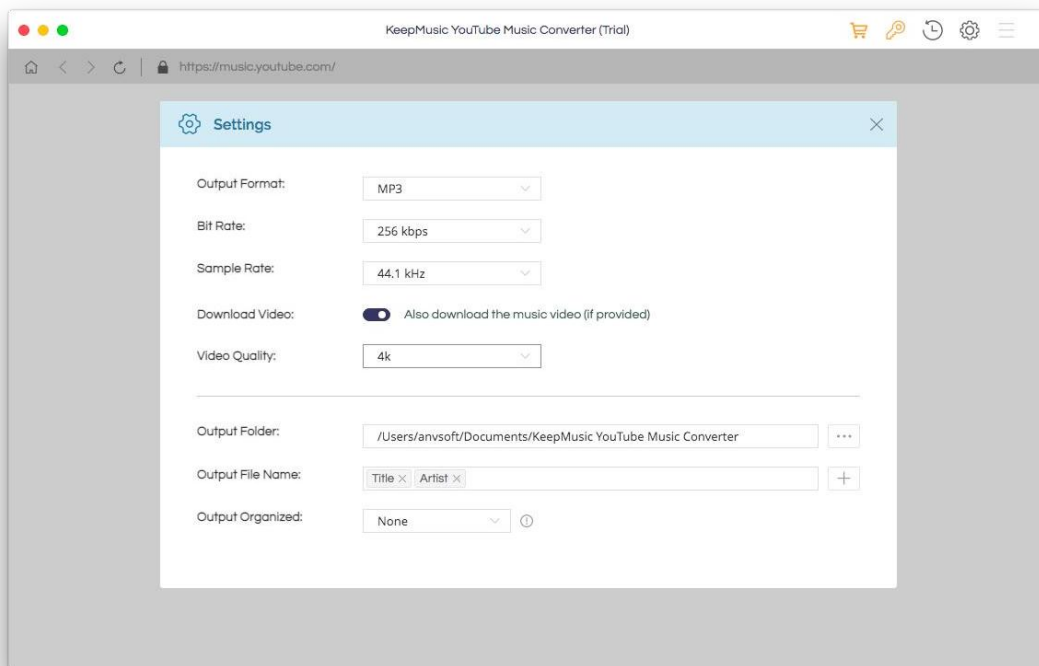
Customize Output Settings

Click on the Settings  button the upper right corner to choose the Output Format (AUTO/MP3/AAC/WAV/FLAC/AIFF/ALAC), the Output Quality (320kbps, 256kbps, 192kbps, 128kbps), Sample Rate(44.1kHz, 48kHz), and Output Path.


Also, in the settings panel, you can enable the Download Video feature. And set the video download quality (AUTO/480P/720P/1080P/2K/4K). Later, when converting songs, the program will automatically detect whether the song provides video, and if so, the video will be downloaded together. The output files of YouTube music videos will keep Artwork, Title, Artist, Album, Year tags.

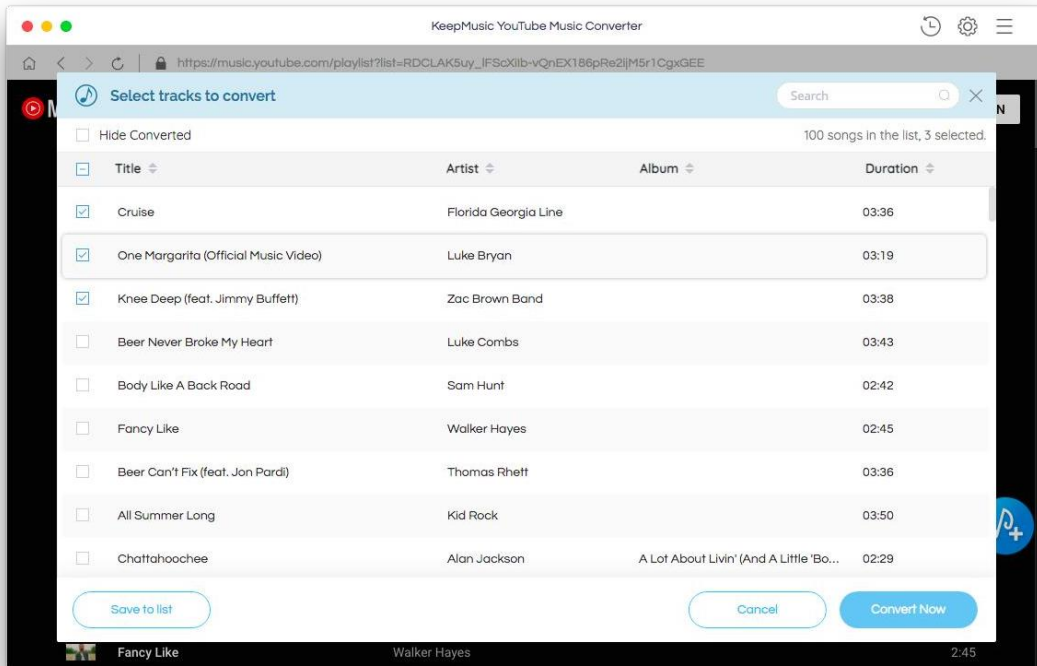
Tip: If you want to keep the highest audio quality, please select AUTO as the output format.

For better organizing your music library, you can save the output audio files into an organized folder like Artist, Album, Artist/Album, or Album/Artist.



Select Music Files to Convert

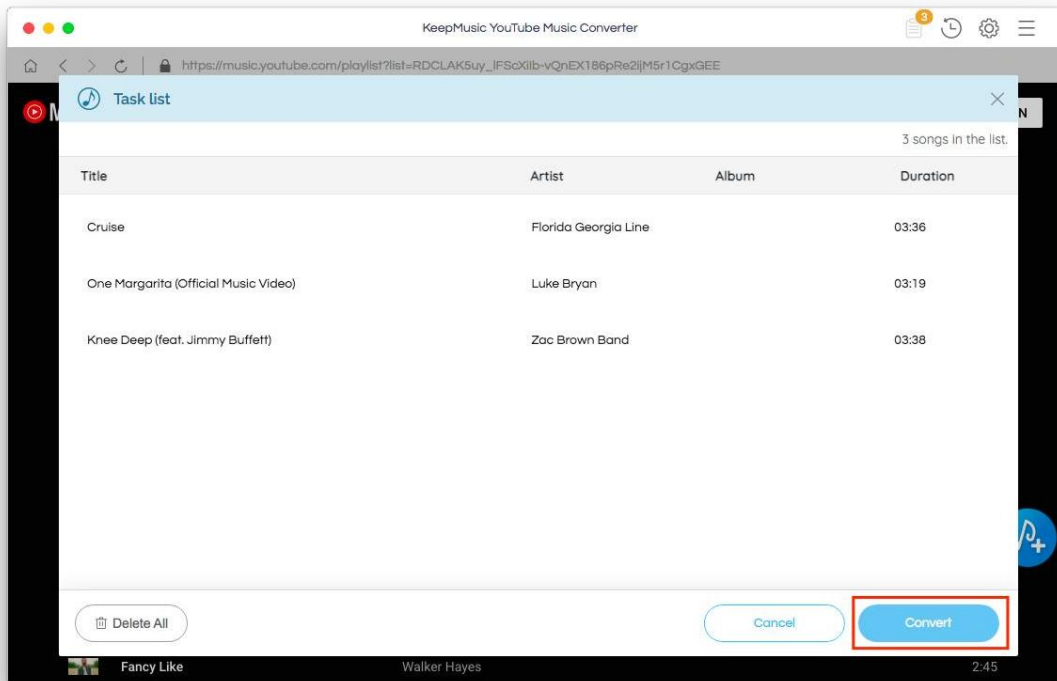
Open a preferred playlist, artist, or album, then click the **Add to list**  button in the lower right. Then you can select the songs that you'd like to convert from the list.



Convert YouTube Music

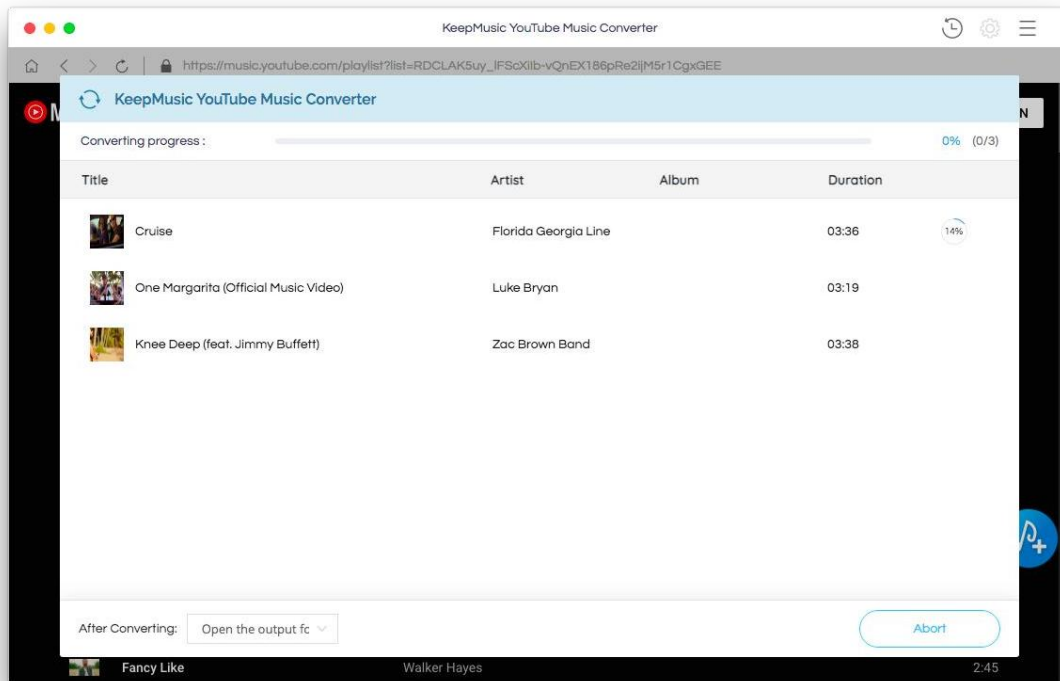
Click the **Convert Now** button to launch the conversion process immediately.

If you need to convert multiple playlists at once. Click **Save to list**. And open another playlist to select songs. After adding all songs to the Task list, you need to go to the top right, click the **"Task list"** button. Click **Convert** to start converting all songs in the task list at once.




KeepMusic YouTube Music Converter will download and save the YouTube music to the output formats you chose.

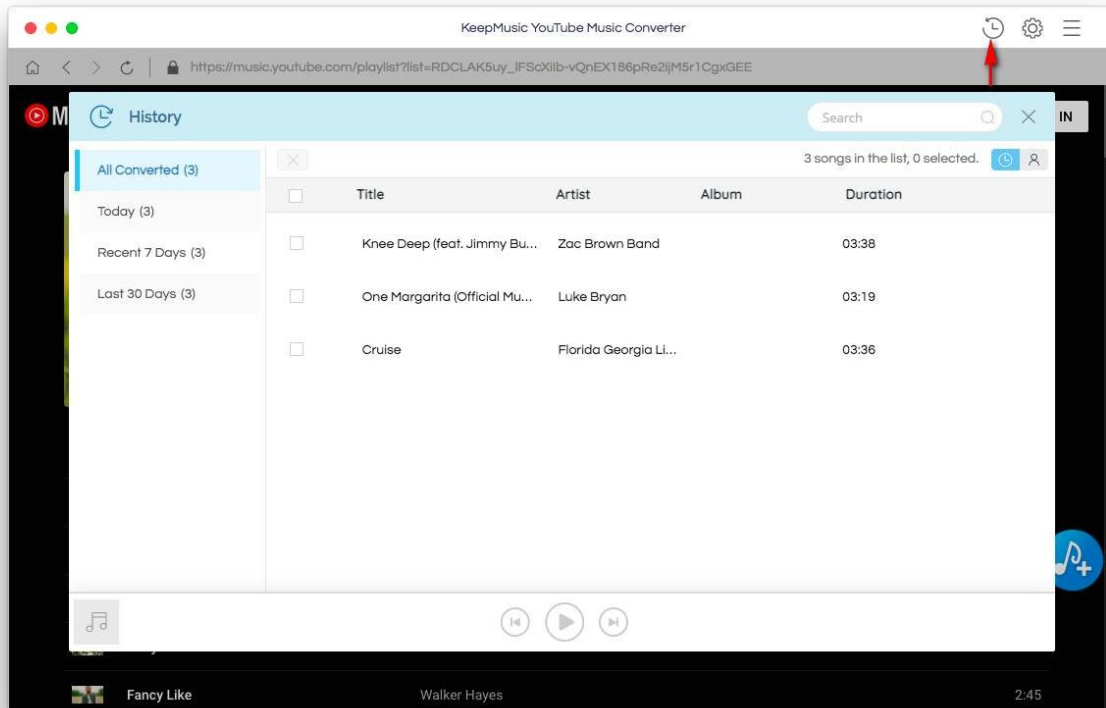
Tutorial of KeepMusic YouTube Music Converter for Mac



Tips: When you need to convert a large number of songs you can choose **Put system to sleep**.

Find Converted YouTube Music

When all the songs are downloaded, you can click the **History**  icon at the top to view the downloaded songs.



Technical Supports

- [Support](#)
- [Contact](#)

Support

For more information, please visit KeepMusic's Official Website.

Homepage: <https://www.keepmusic.io/>

Product Page: <https://www.keepmusic.io/youtube-music-converter-for-mac.html>

If you encounter any problem, you may help yourself with KeepMusic FAQ.

FAQS Page: <https://www.keepmusic.io/youtube-music-converter-mac/faq.html>

Support Page: <https://www.keepmusic.io/youtube-music-converter-mac/online-help.html>

Contact

If you encounter any problem when using our products, please do not hesitate to contact KeepMusic technical support team for further assistance. Technical support inquiry, suggestion, feedback, proposal, compliments, or even criticism, are all welcomed.

We are always ready to serve you with prompt and useful email support. From Monday to Sunday, we will answer your emails within 48 hours. Please allow time lag due to different time zones.

Support E-mail: support@keepmusic.io